

# Bigfoot Insights – Just for the Record

Christopher L. Murphy



Seen here are four film frames between frame 307 and frame 352 inclusive; so there were 46 frames all told. The time for all of these frames to show on a screen is about 3 seconds. The distance covered in this time was about 16.58 feet. This means that the speed of the bigfoot was 3.85 miles per hour. The average walking speed of a human is 3.1 miles per hour. The bigfoot was over 7 feet tall, and despite its relatively short legs we can justify its speed. This is based on a camera speed of 16 frames per second. At one time, there was discussion that a camera speed of 24 frames per second could have been used. This being the case, then the time reduces to 1.92 seconds and the speed increases to 6 miles per hour. In human terms, 6 miles per hour is the cut-off between jogging and running. For sure, the bigfoot we see is not jogging, so 24 frames per second is out of the question.


On the left is a wood fragment. René Dahinden saw a wood fragment at about this spot at the film site in 1971 and retrieved it. We therefore have its exact measurement (26.25 inches). The film frame is too blurry to see its extremities so we can reasonably conclude it is the same fragment. It can be used to calculate the bigfoot’s height and it does justify 87.5 inches.

For the first image, I have measured the “ground covered” by the bigfoot’s legs/feet (see the adjacent chart). My “ground covered” (I’m about 5 feet 11 inches

tall with a foot size of 11.5 inches) comes out at 34 inches. If I were the same STANDING height as the bigfoot (94 inches), then it would be about 45 inches. If my feet were 15.5 inches long, then I would come out at 53 inches. All this says is that a man (human) 94 inches tall with 15.5 inch feet would cover the same ground; obviously this is far beyond probability.

I have also shown the foot size for the first image. The casts made of the footprints were 14.5 to 15 inches long (one foot is a bit larger – humans have the same anomaly—including myself). The measurement seen here comes out at 15.5 inches because one’s actual foot is generally larger than his/or her footprint. One of the reasons here is that a foot is measured from the back of the heel, not the end of the sole.

For the third image, I have shown the size of the head (top to end of the chin). Given the bigfoot STANDING height of 94 inches, then the bigfoot is about 5.9 heads tall—let’s say no more that 6 heads. Human ADULTS are generally 7.5 to 8 heads. In my opinion, the size of a bigfoot’s head should be added to the other measurements






that are essentially beyond human standards, (i.e., arms and legs). I note that Dr. Jeff Meldrum used “6 heads high” for the sasquatch skeleton he created. The measurement for a male gorilla is 5.5 heads. This puts the sasquatch between gorilla and human. Whatever one’s thoughts on the nature of sasquatch, head size is very important. I can’t find any statistics, but I don’t think many normal adult humans have a 6:1 head size.

The following is a superior image of frame 353 of

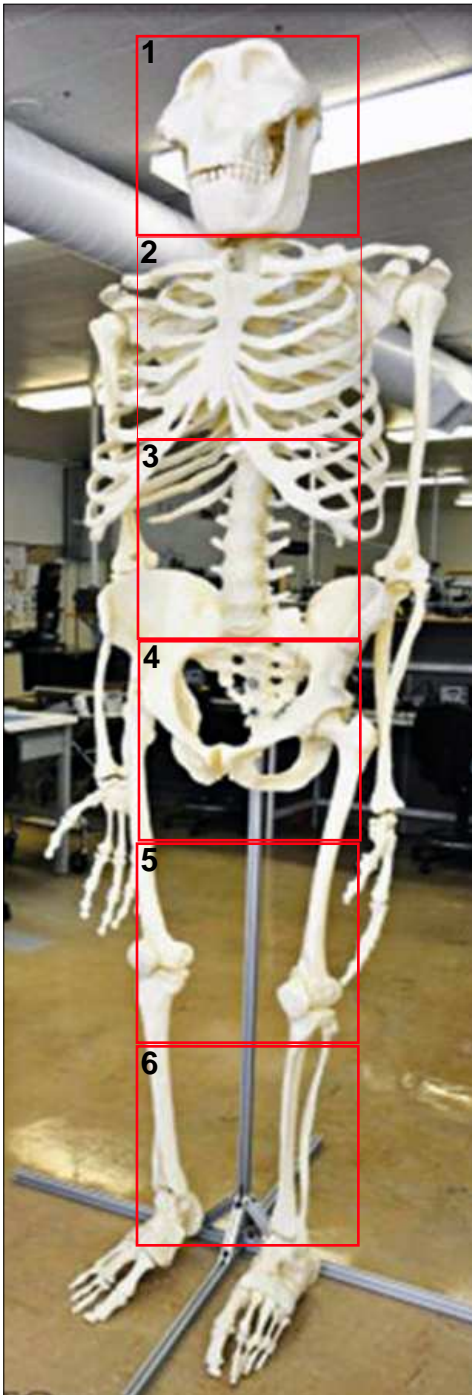
the P/G film (1/16th of second after frame 352). It gives you a good idea of the total distance the bigfoot traveled for the main part of the film, from which the clearest images have been obtained. It is not much more than about 40 feet. Frame 364 is the last best image, it is not even one second after frame 353. Once the bigfoot gets to that leaning tree, it goes sort of north (left) so there are just marginal images of essentially its back.



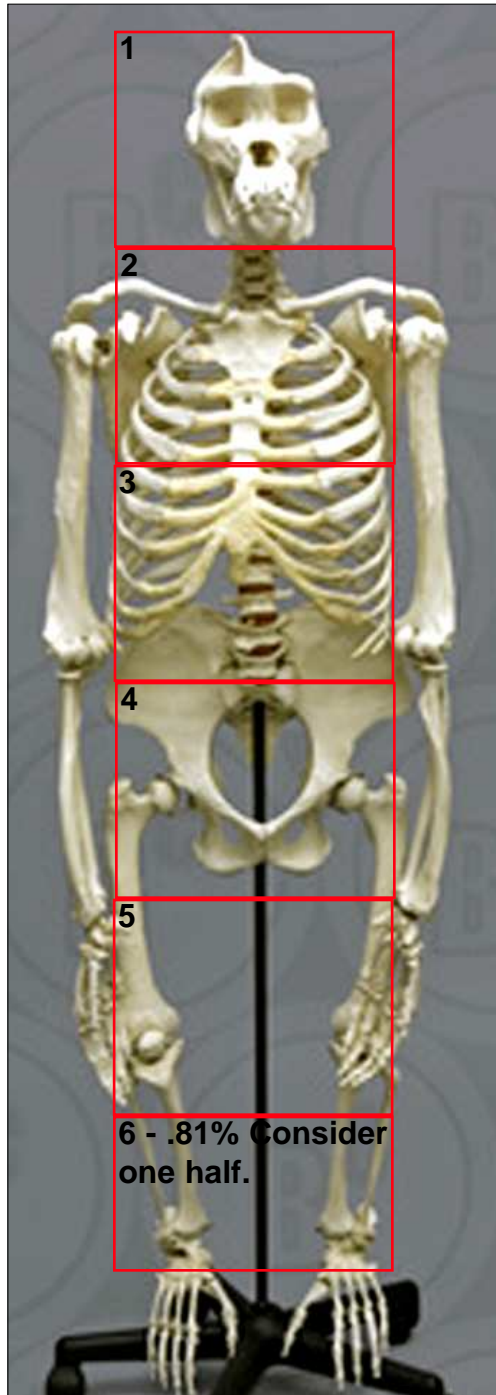
Keep in mind that there is nothing close to the bigfoot. All the debris and trees are many feet away. If the film were taken from the left (back of the bigfoot) then the scene would look like what is provided on the right, with the red dash line indicating the passage of the bigfoot. There is forest to the north and east. Bluff Creek is to the South. Patterson sort of chased the bigfoot from the west. Its passage was clear, but Patterson was running so none of the film frames are useful. He stopped south of the big log seen and luckily got about 6 seconds of film without anything in the foreground, or just the debris seen in the above image. For certain, a very narrow “window” both in time and space.








**Meldrum Sasquatch Skeleton**



**Male Gorilla**



**P/G Film Bigfoot**

These illustrations are strictly to show the relative head sizes in relation to stature. The P/G Film Bigfoot image shows the WALKING height, so one head has to be added to accommodate the STANDING HEIGHT.

I need to mention that back in the days when we had to use an actual photograph and metal ruler for measurements, the results were generally inaccurate. Dr. Meldrum rejected one of my illustrations for this reason. He was right and his words still echo in my head; however, time

has moved on and computers have replaced rulers and real photographs. What you see in this paper is very exacting with only a small margin of error. I don't know what such would be, but certainly not enough for great concern.

Probably, what are the most interesting images from the P/G film are what are called the "full frames." They are intriguing because they show what Patterson saw as he peered through the view finder on his movie camera (although what he saw was much smaller). Real



photographs were produced for the 12 clearest frames, but only 8 survived into the 1990s. Frame 352 was among those that disappeared. What we see of this frame and frame 353 came from, or were derived from, an entirely different source. I think the photos were produced in 1982 from the original film, and a

short time after that the eight photos I have were locked in a very large safe, to which the combination was lost. We broke into the safe in the early 1990s. The originals are somewhat faded and there is a little damage on one photograph. These things have been corrected.







After the first two images, the bigfoot went into the woods and is only partially visible through the trees and bushes. It then came out into a reasonably clear section, but no good images resulted until it arrived at what we call the “film site” (clear section) where Patterson stopped and took reasonably good movie footage. He moved up to the log seen at about the time the bigfoot got to the second tree seen directly ahead. After this point, all the images are partially blocked by the trees.

I’m guessing here, but I think what Patterson saw through the camera view finder was along the size of the image shown here. This is why he was not sure that he had caught the bigfoot on film and arranged to ship the film to his brother-in-law to check before the two men (Patterson and Gimlin) left the area. As Gimlin was looking at the bigfoot directly, he would have seen it more clearly than Patterson, but naturally he had no idea of what Patterson caught on film.



Had Patterson used a standard video camera, all we would see is a “blob squatch,” absolutely no detail no matter how much the images were enlarged. There are video cameras that could have produced the same or even better images, but they are up in the \$5,000 dollar range. Whatever the case, we are fortunate that Patterson had a movie camera taking images at 16 frames per second. We would be lucky to get just a few clear images if an ordinary camera had been used.

As to the prospect of shooting the bigfoot with a hunting rifle, this would have been absolutely no problem. Gimlin had a rifle and more than enough time and opportunities to bring the entity down. In fact, although he would not have missed, he could have gotten off several

shots. When Patterson was asked by Jack Webster (Vancouver, BC radio personality) why the men had not shot the creature, as Webster believes he would have done, Patterson replied: “I don’t think you would have if you had seen the humanness of it. I think it would take a person with a little bit of murder in his heart to shoot something like that.”

At this writing, we are now nearing 50 years since Patterson took the movie. Few of the still images were published until 37 years later in 2004 (*Meet the Sasquatch*). Lots of material was written, but none had most of the images you see in this paper, other papers and the books I have written. I am not going to get into the reason for this, other than to say it is unfortunate. We might reason that had more images been published the scientific community would have paid greater attention. Even Dr. Krantz could not publish images (although he did “break the rule” and publish one film frame in monochrome for measurement purposes in his 1999 book). Although the Internet allows certain “liberties,” it was really too late to make a big difference. Readership of this paper will not be extensive; I doubt it will reach many (if any) professionals. Whatever...the world of science has essentially made up its mind on the sasquatch/bigfoot issue (i.e., it’s a non-issue) and it will now take much more than images and words to change its mind or even get marginally involved in the subject.

In doing this kind of work, one is always a little apprehensive. I recall Thomas Steenburg saying in one of his books, “If I’m wrong, I’m wrong.” I will therefore default to his wise words, but would still like to hear from anyone who wishes to “pick me up” on something.